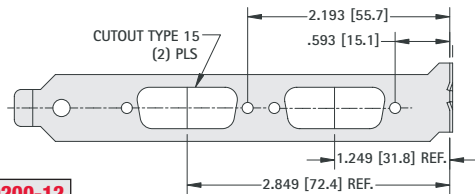


# MULTIPLE D-SUB

For Bracket Dimensions  
Refer to Cat. No. 9200

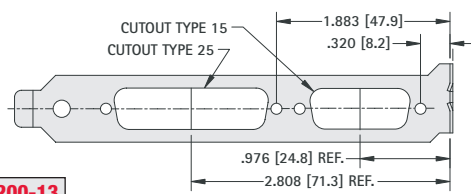
EISA/ISA



CAT. NO. 9200-12

For Bracket Dimensions  
Refer to Cat. No. 9200

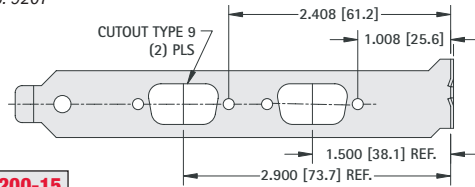
EISA/ISA



CAT. NO. 9200-13

For Bracket Dimensions  
Refer to Cat. No. 9207

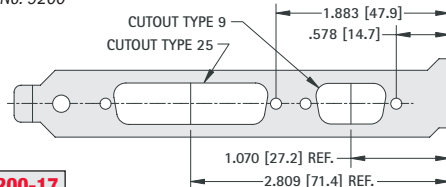
EISA/ISA



CAT. NO. 9200-15

For Bracket Dimensions  
Refer to Cat. No. 9200

EISA/ISA

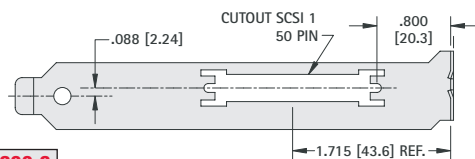


CAT. NO. 9200-17

## SCSI

For Bracket Dimensions  
Refer to Cat. No. 9200

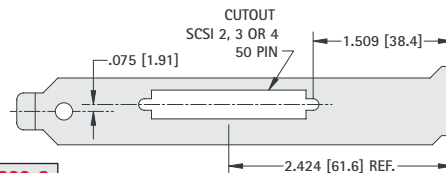
SCSI 1 - 50 PIN



CAT. NO. 9200-6

For Bracket Dimensions  
Refer to Cat. No. 9200

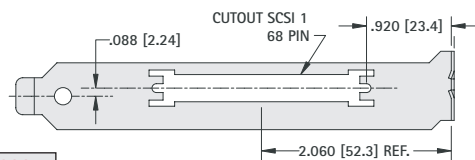
SCSI 2, 3 & 4 - 50 PIN



CAT. NO. 9200-8

For Bracket Dimensions  
Refer to Cat. No. 9200

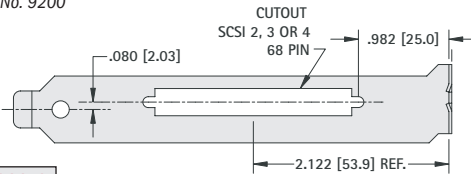
SCSI 1 - 68 PIN



CAT. NO. 9200-7

For Bracket Dimensions  
Refer to Cat. No. 9200

SCSI 2, 3 & 4 - 68 PIN



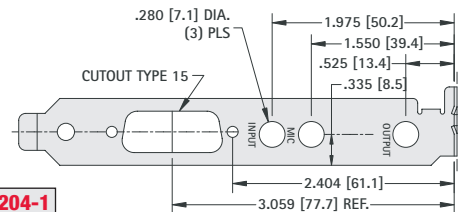
CAT. NO. 9200-9

## PERIPHERAL

For Bracket Dimensions  
Refer to Cat. No. 9204

EISA/ISA

SOUND CARDS

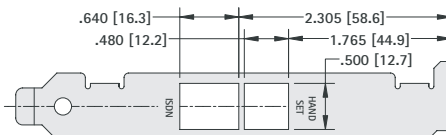


CAT. NO. 9204-1

For Bracket Dimensions  
Refer to Cat. No. 9203

PCI

ISDN/PC FAX

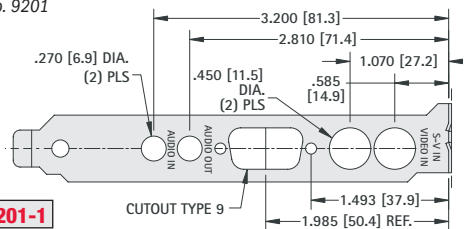


CAT. NO. 9203-1

For Bracket Dimensions  
Refer to Cat. No. 9201

PCI

VIDEO CARDS

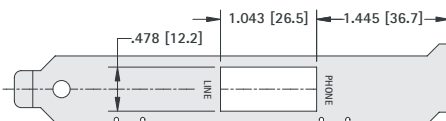


CAT. NO. 9201-1

For Bracket Dimensions  
Refer to Cat. No. 9202

EISA/ISA

FAX - MODEM

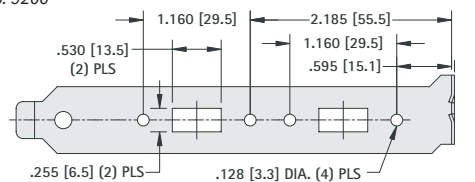


CAT. NO. 9202-1

For Bracket Dimensions  
Refer to Cat. No. 9200

EISA/ISA OR PCI

USB

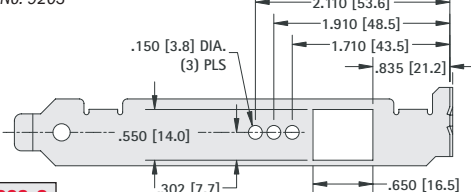


CAT. NO. 9200-10

For Bracket Dimensions  
Refer to Cat. No. 9203

PCI

NETWORK



CAT. NO. 9203-2