

SCORED TURRET TERMINAL BOARDS

Cut your production cost by eliminating the tooling and setup charge usually applied to non-standardized boards. Terminals are securely staked and tinned for easy soldering.

MATERIAL: Choice of either PBE or GEE.

PBE: Paper base electrical, MIL-1-24768/20, Type XP natural, Temp. 250°F (121°C) max.

GEE: Glass epoxy, MIL-I-24768/27, Type G-10, Temp. 300°F (121°C) max.

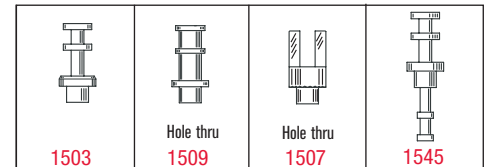
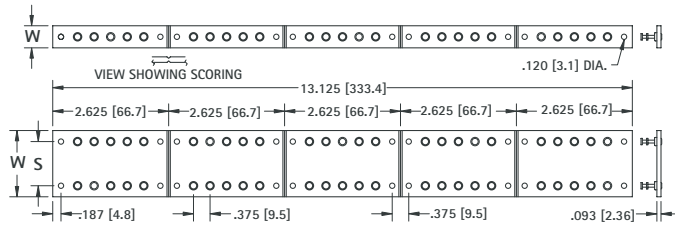
Terminals: Brass, ASTM-B16, Tin Plate, MIL-T-10727. Other platings can be furnished.



MODIFICATIONS

Boards can be modified with other materials or terminals of your choice. Marking can also be added. Quotations upon request.

STANDARD TURRET TERMINAL BOARDS

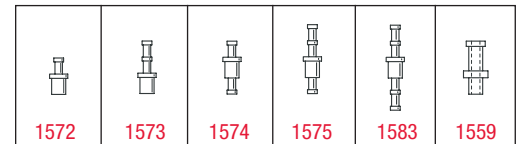
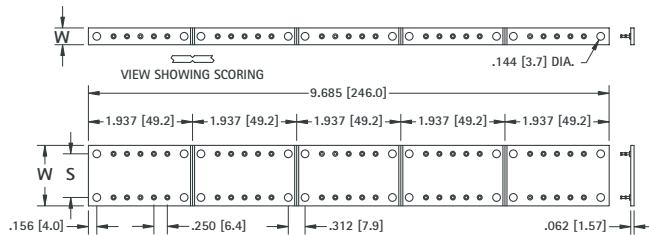


W	S	NO. OF TERMS	MATERIAL	1503 CAT. NO.	1509 CAT. NO.	1507 CAT. NO.	1545 CAT. NO.
.500 (12.7)	Single Row	25	PBE	15031	15091	15071	15041
			GEE	15231	15291	15271	15241
1.500 (38.1)	1.000 (25.4)	50	PBE	15032	15092	15072	15042
			GEE	15232	15292	15272	15242
1.500 (38.1)	1.187 (30.1)	50	PBE	15036	15096	15076	15046
			GEE	15236	15296	15276	15246
2.000 (50.8)	1.500 (38.1)	50	PBE	15033	15093	15073	15043
			GEE	15233	15293	15273	15243
2.500 (63.5)	2.000 (50.8)	50	PBE	15034	15094	15074	15044
			GEE	15234	15294	15274	15244
3.000 (76.2)	2.500 (63.5)	50	PBE	15035	15095	15075	15045
			GEE	15235	15295	15275	15245

Choice of 4 Types of Terminals

- Five sections **SCORED** for easy separation.
- Mounting holes in each section.

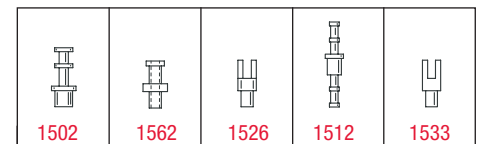
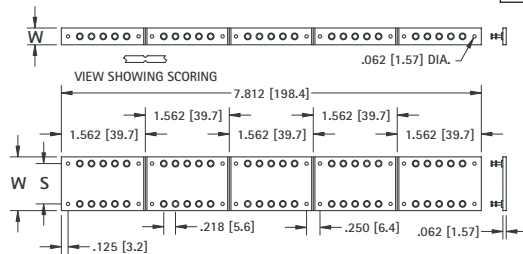
MINIATURE TURRET TERMINAL BOARDS



W	S	NO. OF TERMS	MATERIAL	1572 CAT. NO.	1573 CAT. NO.	1574 CAT. NO.	1575 CAT. NO.	1583 CAT. NO.	1559 CAT. NO.
.312 (7.9)	Single Row	25	PBE	15047	15057	15067	15077	15087	15097
			GEE	15247	15257	15267	15277	15287	15297
.875 (22.2)	.562 (14.3)	50	PBE	15048	15058	15068	15078	15088	15098
			GEE	15248	15258	15268	15278	15288	15298
1.125 (28.6)	.812 (20.6)	50	PBE	15049	15059	15069	15079	15089	15099
			GEE	15249	15259	15269	15279	15289	15299

Choice of 6 Types of Terminals

- Five sections **SCORED** for easy separation.
- Mounting holes in each section.



W	S	NO. OF TERMS	MATERIAL	1502 CAT. NO.	1562 CAT. NO.	1526 CAT. NO.	1512 CAT. NO.	1533 CAT. NO.
.312 (7.9)	Single Row	25	PBE	15021	15023	15025	15063	15053
			GEE	15221	15223	15225	15263	15253
.875 (22.2)	.500 (12.7)	50	PBE	15028	15029	15026	15064	15054
			GEE	15228	15229	15226	15264	15254
1.000 (25.4)	.750 (19.1)	50	PBE	15022	15024	15030	15065	15056
			GEE	15222	15224	15230	15265	15256

Choice of 5 Types of Terminals

- Five sections **SCORED** for easy separation.
- Mounting holes in each section.

SCORED TURRET TERMINAL BOARDS

MINIATURE TURRET TERMINAL BOARDS

MATERIAL: Choice of either PBE or GEE.

PBE: Paper base electrical, MIL-I-24768/20, Type XP natural, Temp. 250°F (121°C) max.

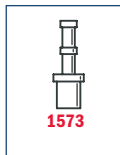
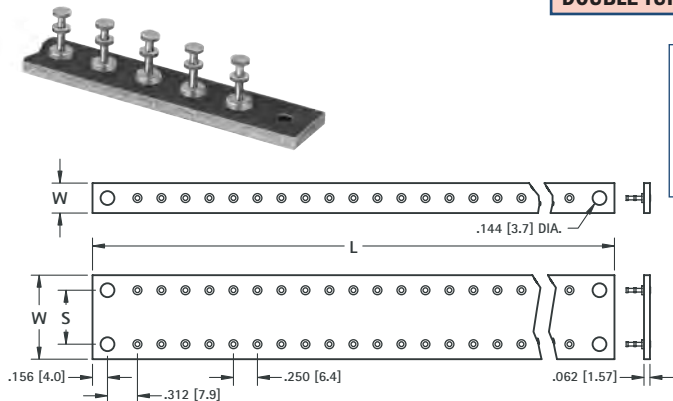
GEE: Glass Epoxy, MIL-I-24768/27, Type G-10, Temp. 300°F (155°C) max.

Terminals: Brass, ASTM-B16, Tin Plate, MIL-T-10727. Other platings can be furnished.

MODIFICATIONS

Boards can be modified with other materials or terminals of your choice. Marking can also be added. Quotations upon request.

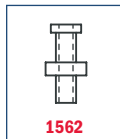
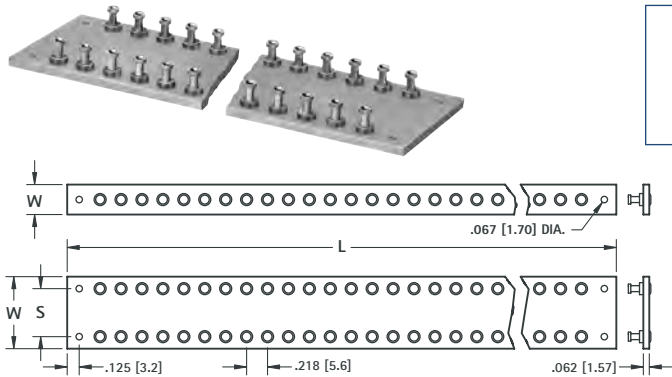
DOUBLE TURRET TERMINAL



W	S	L	NO. OF TERMS EACH SIDE	MATERIAL PBE CAT. NO.	MATERIAL GEE CAT. NO.
.312 (7.9)	Single Row	1.937 (49.2)	5	15431	15531
		3.687 (93.6)	12	15432	15532
		5.437 (138.1)	19	15433	15533
		7.187 (182.5)	26	15434	15534
		8.937 (227.0)	33	15435	15535
.875 (22.2)	.562 (14.3)	1.937 (49.2)	5	15436	15536
		3.687 (93.6)	12	15437	15537
		5.437 (138.1)	19	15438	15538
		7.187 (182.5)	26	15439	15539
1.125 (28.6)	.812 (20.6)	1.937 (49.2)	5	15441	15541
		3.687 (93.6)	12	15442	15542
		5.437 (138.1)	19	15443	15543
		7.187 (182.5)	26	15444	15544
		8.937 (227.0)	33	15445	15545

Terminals are staked in all except end mounting holes.

THRU HOLE TERMINAL



W	S	L	NO. OF TERMS EACH SIDE	MATERIAL PBE CAT. NO.	MATERIAL GEE CAT. NO.
.312 (7.9)	Single Row	1.562 (39.7)	5	15401	15501
		3.093 (78.6)	12	15402	15502
		4.625 (117.5)	19	15403	15503
		6.156 (156.4)	26	15404	15504
		7.687 (195.2)	33	15405	15505
.750 (19.1)	.500 (12.7)	1.562 (39.7)	5	15406	15506
		3.093 (78.6)	12	15407	15507
		4.625 (117.5)	19	15408	15508
		6.156 (156.4)	26	15409	15509
1.000 (25.4)	.750 (19.1)	1.562 (39.7)	5	15411	15511
		3.093 (78.6)	12	15412	15512
		4.625 (117.5)	19	15413	15513
		6.156 (156.4)	26	15414	15514
		7.687 (195.2)	33	15415	15515

Terminals are staked in all except end mounting holes.

MILITARY TERMINAL BOARDS

Terminal boards are manufactured as per Military specifications MS27249.

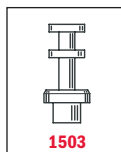
SPECIFICATIONS

Board Material: MIL-I-24768/27 TYPE GEE or TYPE GEB. MIL-I-24768/3


.125 (3.2) thick

Terminal: SE12XC09 PER MIL-T-55155 Tin/Lead Plated (Non-RoHS Compliant)

- Five sections **SCORED** for easy separation.
- Mounting holes in each section.



W	S	L	NO. OF TERMS EACH SIDE	MATERIAL GEB CAT. NO.	MATERIAL GEE CAT. NO.
.500 (12.7)	Single Row	2.625 (66.7)	5	MS27249-1B1	MS27249-1E1
		5.250 (133.4)	10	MS27249-1B2	MS27249-1E2
		7.875 (200.0)	15	MS27249-1B3	MS27249-1E3
		10.500 (266.7)	20	MS27249-1B4	MS27249-1E4
		13.125 (333.4)	25	MS27249-1B5	MS27249-1E5
1.500 (38.1)	1.000 (25.4)	2.625 (66.7)	5	MS27249-2B1	MS27249-2E1
		5.250 (133.4)	10	MS27249-2B2	MS27249-2E2
		7.875 (200.0)	15	MS27249-2B3	MS27249-2E3
		10.500 (266.7)	20	MS27249-2B4	MS27249-2E4
		13.125 (333.4)	25	MS27249-2B5	MS27249-2E5
2.000 (50.8)	1.500 (38.1)	2.625 (66.7)	5	MS27249-3B1	MS27249-3E1
		5.250 (133.4)	10	MS27249-3B2	MS27249-3E2
		7.875 (200.0)	15	MS27249-3B3	MS27249-3E3
		10.500 (266.7)	20	MS27249-3B4	MS27249-3E4
		13.125 (333.4)	25	MS27249-3B5	MS27249-3E5
2.500 (63.5)	2.000 (50.8)	2.625 (66.7)	5	MS27249-4B1	MS27249-4E1
		5.250 (133.4)	10	MS27249-4B2	MS27249-4E2
		7.875 (200.0)	15	MS27249-4B3	MS27249-4E3
		10.500 (266.7)	20	MS27249-4B4	MS27249-4E4
		13.125 (333.4)	25	MS27249-4B5	MS27249-4E5
3.000 (76.2)	2.500 (63.5)	2.625 (66.7)	5	MS27249-5B1	MS27249-5E1
		5.250 (133.4)	10	MS27249-5B2	MS27249-5E2
		7.875 (200.0)	15	MS27249-5B3	MS27249-5E3
		10.500 (266.7)	20	MS27249-5B4	MS27249-5E4
		13.125 (333.4)	25	MS27249-5B5	MS27249-5E5

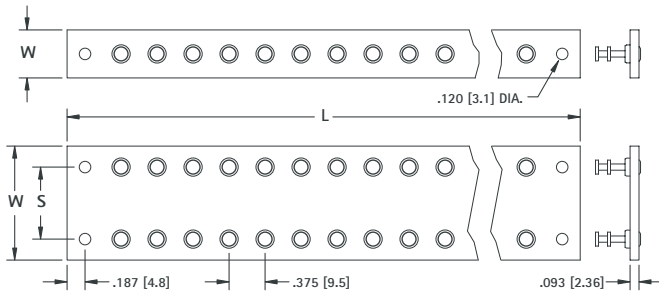
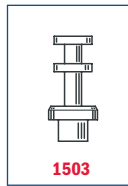



TURRET TERMINAL BOARDS

- Save Tooling • Economical • Complete Range of Sizes

Readi-Made Terminal Boards: Low cost, meets commercial and military specifications. Produced in large quantities, making it possible to eliminate tooling and setup charges usually applied to non-standard boards.

BOARDS ON THIS PAGE ARE NOT SCORED



Terminals are staked in all holes except end mounting holes.

MATERIAL: Choice of either PBE or GEE.

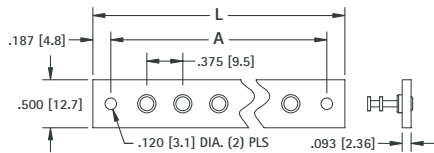
PBE: Paper base electrical, MIL-1-24768/20, Type XP natural, Temp. 250°F (121°C) max.

GEE: Glass epoxy, MIL-1-24768/27, Type G-10, Temp. 300°F (155°C) max.

Terminals: Brass, ASTM-B16. Tin Plate, MIL-T-10727. Other plating can be furnished.

MODIFICATIONS

Boards can be modified with other materials or terminals of your choice. Marking can also be added. Quotations upon request.



Terminals are staked in all holes except end mounting holes.

MATERIAL: PBE

PBE: Paper base electrical, FED. LP-513, Type XP natural, Temp. 250°F (121°C) max.

Terminals: Brass, ASTM-B16. Tin Plate, MIL-T-10727.

Other plating can be furnished.

W	S	L	NO. OF TERMS EACH SIDE	MATERIAL PBE CAT. NO.	MATERIAL GEE CAT. NO.
.500 [12.7]	Single Row	2.625 (66.7)	5	15101	15301
		5.250 (133.4)	12	15102	15302
		7.875 (200.0)	19	15103	15303
		10.500 (266.7)	26	15104	15304
		13.125 (333.4)	33	15105	15305
1.188 (30.2)	.750 (19.1)	2.625 (66.7)	5	15106	15306
		5.250 (133.4)	12	15107	15307
		7.875 (200.0)	19	15108	15308
		10.500 (266.7)	26	15109	15309
		13.125 (333.4)	33	15110	15310
1.500 (38.1)	1.000 (25.4)	2.625 (66.7)	5	15111	15311
		5.250 (133.4)	12	15112	15312
		7.875 (200.0)	19	15113	15313
		10.500 (266.7)	26	15114	15314
		13.125 (333.4)	33	15115	15315
2.000 (50.8)	1.500 (38.1)	2.625 (66.7)	5	15116	15316
		5.250 (133.4)	12	15117	15317
		7.875 (200.0)	19	15118	15318
		10.500 (266.7)	26	15119	15319
		13.125 (333.4)	33	15120	15320
2.500 (63.5)	2.000 (50.8)	2.625 (66.7)	5	15121	15321
		5.250 (133.4)	12	15122	15322
		7.875 (200.0)	19	15123	15323
		10.500 (266.7)	26	15124	15324
		13.125 (333.4)	33	15125	15325
3.000 (76.2)	2.500 (63.5)	2.625 (66.7)	5	15126	15326
		5.250 (133.4)	12	15127	15327
		7.875 (200.0)	19	15128	15328
		10.500 (266.7)	26	15129	15329
		13.125 (333.4)	33	15130	15330

	1503	1509	1545	1507
	1503	Hole thru 1509	1545	Hole thru 1507
	CAT. NO.	CAT. NO.	CAT. NO.	CAT. NO.
L	A	NO. OF TERMS		
1.125 (28.6)	.750 (19.1)	1	603-1	609-1
1.500 (38.1)	1.125 (28.6)	2	603-2	609-2
1.875 (47.6)	1.500 (38.1)	3	603-3	609-3
2.250 (57.2)	1.875 (47.6)	4	603-4	609-4
2.625 (66.7)	2.250 (57.2)	5	603-5	609-5
3.000 (76.2)	2.625 (66.7)	6	603-6	609-6
3.375 (85.7)	3.000 (76.2)	7	603-7	609-7
3.750 (95.3)	3.375 (85.7)	8	603-8	609-8
4.125 (104.8)	3.750 (95.3)	9	603-9	609-9
4.500 (114.3)	4.125 (104.8)	10	603-10	609-10


QUICK-FIT TERMINAL STRIPS

MATERIAL: Fiberglass - NEMA GRADE GPO-3.

A glass polyester rated for continuous operation at 300°F (155°C) .062 (1.57) thick

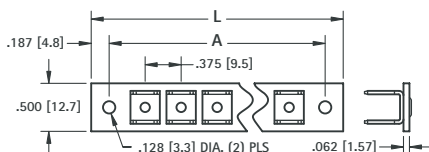
Backing Strips: .031 (.79) thick fibre with mounting holes drilled only

Terminals: Brass



CAT. NO. 1254 .018 (.46) thick Bright Electro Tin MIL-F-14072

CAT. NO. 1257 .032 (.81) thick Bright Brass
Other platings available on special order



.205 (5.2) TABS		.250 (6.4) TABS		.205 TAB	BACKING INSULATOR .031 (.79) THICK FIBER	.250 TAB
				1254		
L LENGTH	A MTG. CENTERS	NO. TERM. EACH SIDE	CAT. NO.	CAT. NO.	CAT. NO.	
1.500 (38.1)	1.125 (28.6)	2	4056	4401	4116	
2.250 (57.2)	1.875 (47.6)	4	4057	4402	4117	
3.000 (76.2)	2.625 (66.7)	6	4058	4403	4118	
3.750 (95.3)	3.375 (85.7)	8	4059	4404	4119	
4.500 (114.3)	4.125 (104.8)	10	4060	4405	4120	

TERMINAL BOARDS & STRIPS