

# REFER TO PAGE 30 FOR PART DIMENSIONS

NOTE: ALL MOUNTING DIMENSIONS ARE FOR REFERENCE ONLY. VERIFY YOUR FUSE LAYOUT PRIOR TO FABRICATION.

Marking

FUSE CLIP LAYOUT & MOUNTING DETAILS

THREAD

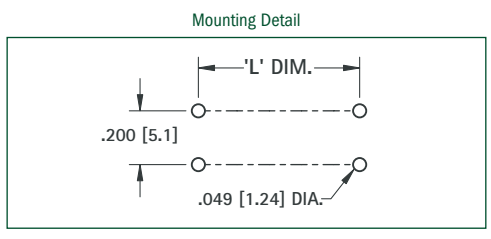
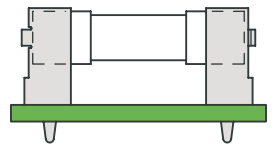
THREAD



**FIGURE 6**



**3519**



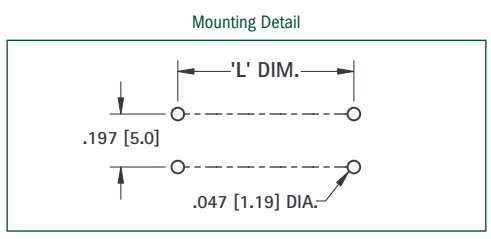
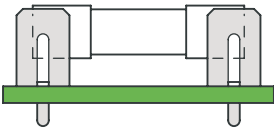
**3519**

CAT. NO. 3519	
FUSE SIZE	L DIM.
5mm × 20mm	.800 (20.3)

**FIGURE 7**



**3521**



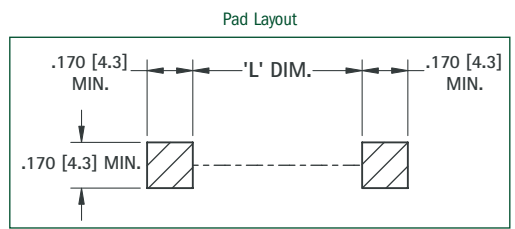
**3521**

CAT. NO. 3521	
FUSE SIZE	L DIM.
2AG	.514 (13.1)
5mm × 20mm	.710 (18.1)

**FIGURE 8**



**3561**



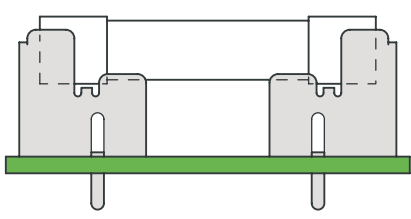
**3561**

CAT. NO. 3561	
FUSE SIZE	L DIM.
2AG	.354 (9.0)
5mm × 20mm	.550 (14.0)

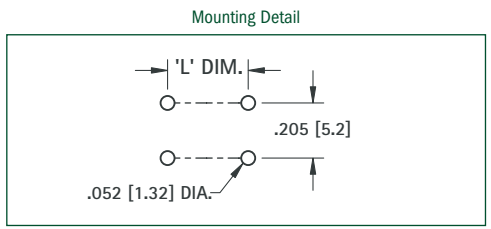
**FIGURE 9**



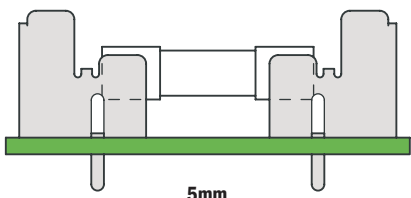
**3562**



**3AG**



**3562**



**5mm**

CAT. NO. 3562	
FUSE SIZE	L DIM.
5mm × 20mm	.820 (20.9)
3AG	