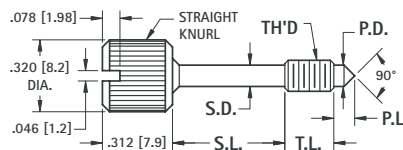
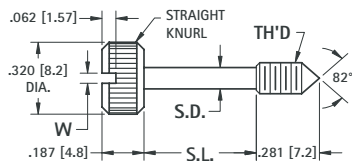


# STAINLESS STEEL PANEL HARDWARE

MATERIAL: Stainless Steel per ASTM-A581/A582

## CAPTIVE PANEL SCREWS

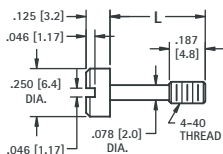


CAT. NO.	THREAD	S.D. ± .005 (.13)	S.L. ± .010 (.25)	W + .015 (+.38)-.000
8700	4-40	.078 (2.0)	.375 (9.5)	.036 (.091)
8701	4-40	.078 (2.0)	.500 (12.7)	.036 (.091)
8702	4-40	.078 (2.0)	.625 (15.9)	.036 (.091)
8703	6-32	.095 (2.41)	.375 (9.5)	.045 (1.14)
8704	6-32	.095 (2.41)	.500 (12.7)	.045 (1.14)
8705	6-32	.095 (2.41)	.625 (15.9)	.045 (1.14)

CAT. NO.	THREAD	T.L. ± .015 (.38)	S.D. ± .005 (.13)	S.L. ± .010	P.D. +0.00-.016 (-.40)	P.L. ± .015 (.38)
8706	4-40	.125 (3.2)	.078 (2.0)	.171 (4.3)	.078 (2.0)	.078 (2.0)
8707	4-40	.125 (3.2)	.078 (2.0)	.296 (7.5)	.078 (2.0)	.078 (2.0)
8708	4-40	.125 (3.2)	.078 (2.0)	.421 (10.7)	.078 (2.0)	.078 (2.0)
8709	6-32	.218 (5.5)	.095 (2.41)	.187 (4.7)	.095 (2.41)	.093 (2.36)
8710	6-32	.218 (5.5)	.095 (2.41)	.312 (7.9)	.095 (2.41)	.093 (2.36)
8711	6-32	.218 (5.5)	.095 (2.41)	.437 (11.1)	.095 (2.41)	.093 (2.36)



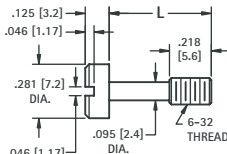
### 4-40




CAT. NO.	LENGTH
2413	.469 (11.9)
2414	.531 (13.4)



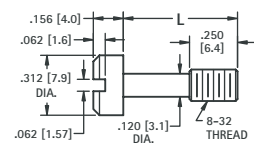
### 6-32



CAT. NO.	LENGTH
2415	.531 (13.5)
2416	.593 (15.1)
2417	.656 (16.7)



### 8-32

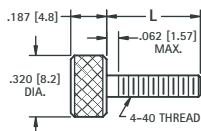


CAT. NO.	LENGTH
2418	.656 (16.7)
2419	.718 (18.2)
2420	.781 (19.8)

## THUMB SCREWS



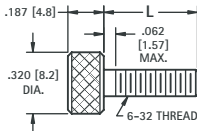
### 4-40



CAT. NO.	LENGTH
2400	.312 (7.9)
2401	.375 (9.5)
2402	.437 (11.1)
2403	.500 (12.7)



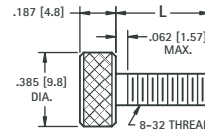
### 6-32



CAT. NO.	LENGTH
2404	.312 (7.9)
2405	.375 (9.5)
2406	.437 (11.1)
2407	.500 (12.7)



### 8-32

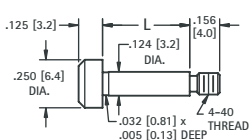


CAT. NO.	LENGTH
2408	.375 (9.5)
2409	.437 (11.1)
2410	.500 (12.7)
2411	.562 (14.3)
2412	.625 (15.9)

## SHOULDER SCREWS



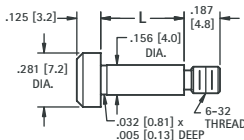
### 4-40



SLOTTED		SOCKET	
CAT. NO.	LENGTH	CAT. NO.	LENGTH
2421	.125 (3.2)	2441	.125 (3.2)
2422	.250 (6.4)	2442	.250 (6.4)
2423	.375 (9.5)	2443	.375 (9.5)
2424	.500 (12.7)	2444	.500 (12.7)



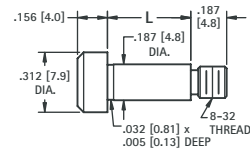
### 6-32



SLOTTED		SOCKET	
CAT. NO.	LENGTH	CAT. NO.	LENGTH
2425	.125 (3.2)	2445	.125 (3.2)
2426	.250 (6.4)	2446	.250 (6.4)
2427	.375 (9.5)	2447	.375 (9.5)
2428	.500 (12.7)	2448	.500 (12.7)
2429	.625 (15.9)	2449	.625 (15.9)
2430	.750 (19.1)	2450	.750 (19.1)



### 8-32



SLOTTED		SOCKET	
CAT. NO.	LENGTH	CAT. NO.	LENGTH
2431	.125 (3.2)	2451	.125 (3.2)
2432	.250 (6.4)	2452	.250 (6.4)
2433	.375 (9.5)	2453	.375 (9.5)
2434	.500 (12.7)	2454	.500 (12.7)
2435	.625 (15.9)	2455	.625 (15.9)
2436	.750 (19.1)	2456	.750 (19.1)
2437	1.000 (25.4)	2457	1.000 (25.4)