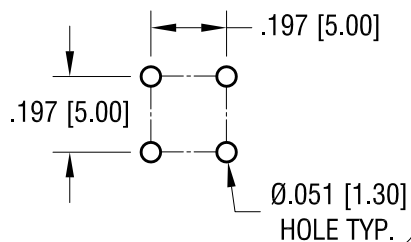
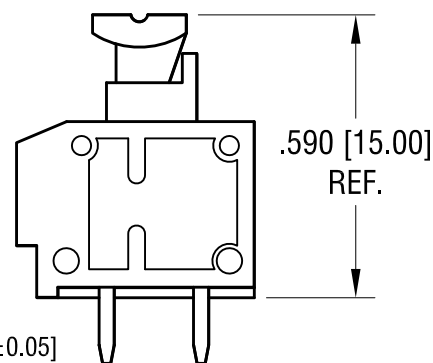
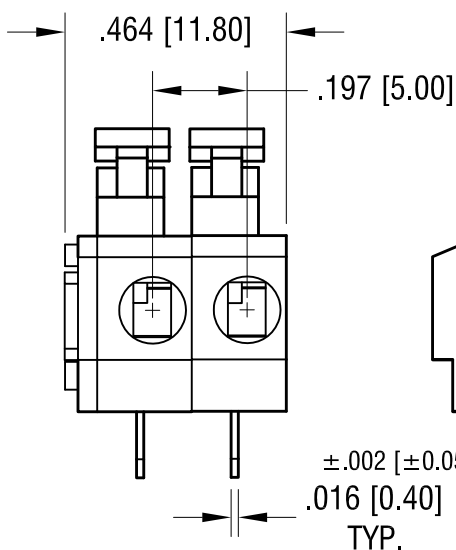
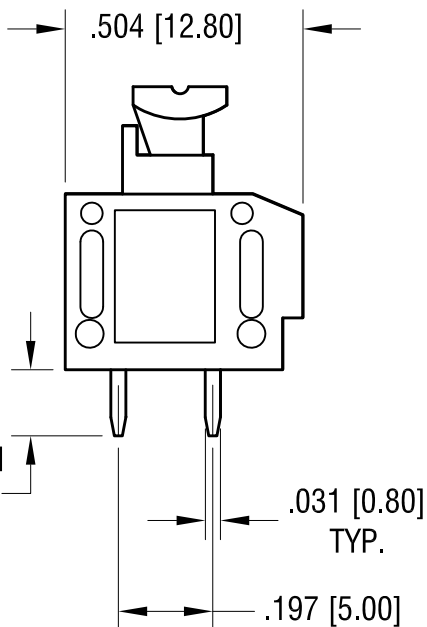
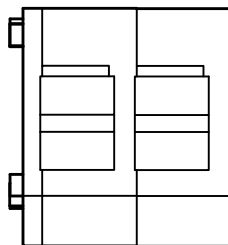
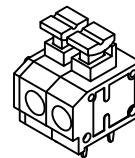


MOUNTING DETAIL FOR
(2) POSITIONS



THIS DOCUMENT IS THE PROPERTY OF
KEYSTONE ELECTRONICS CORP. AND
SHALL NOT BE REPRODUCED, DISTRIBUTED
OR USED AS A BASIS FOR MANUFACTURE
WITHOUT PRIOR WRITTEN PERMISSION
FROM KEYSTONE ELECTRONICS CORP.

ACTUAL SIZE



NOTES:

1. MAT'L:

HOUSING: PA 6/6, UL 94V-0
TERMINAL: BRASS, TIN PLATE
CONTACT: STAINLESS STEEL

7.26.22	CPLT C/M TO 'C' & 'M' CHANGE AS PER ECN 22-133	B
3.18.05	CHANGE AS PER ECN 05-018	A
DATE	DESCRIPTION	REV.

KEYSTONE ELECTRONICS CORP.			
www.keyelco.com • NEW HYDE PARK NY 11040 • Tel (516)328-7500			
PART NAME			
5mm 2POS. PUSHBUTTON TERMINAL BLOCK			
MATERIAL			
AS NOTED			
FINISH		DRN BY	DATE
AS NOTED		BOONE	10.7.98
		APP'D	SCALE
		RH	2.5X
TOLERANCES	INCH [MM]	CODE	DWG NO.
DECIMAL	± .005 [± 0.13]	C	8728
ANGULAR	± 1°		
UNLESS OTHERWISE SPECIFIED			