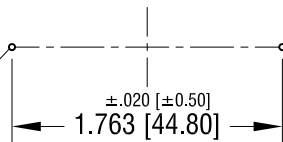


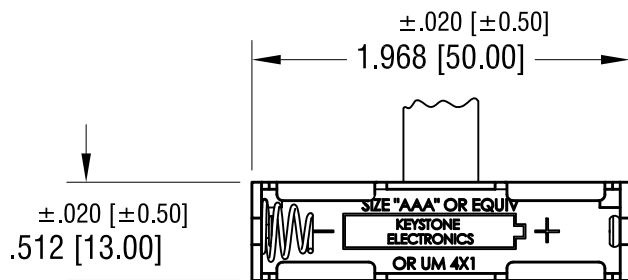
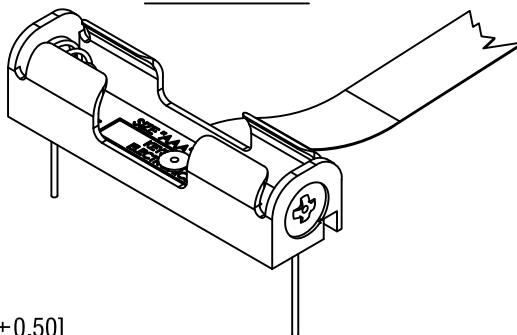
THIS DOCUMENT IS THE PROPERTY OF  
KEYSTONE ELECTRONICS CORP. AND  
SHALL NOT BE REPRODUCED, DISTRIBUTED  
OR USED AS A BASIS FOR MANUFACTURE  
WITHOUT PRIOR WRITTEN PERMISSION  
FROM KEYSTONE ELECTRONICS CORP.

# MOUNTING DETAIL

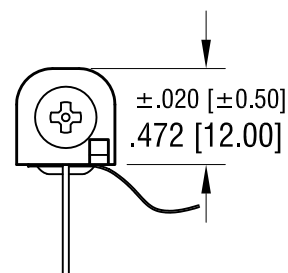
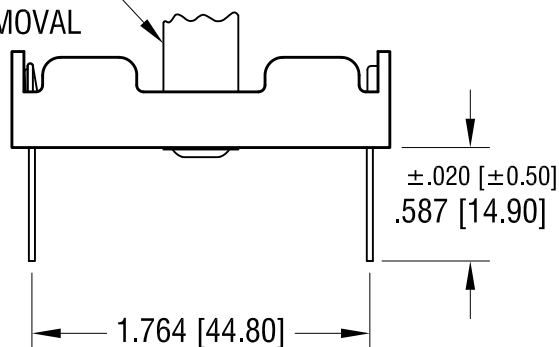
.047 [1.20] DIA.  
HOLE (2) PLS



# ACTUAL SIZE



RIBBON FOR BATTERY  
REMOVAL



## NOTE:

1. HOLDER: MAT'L: POLYPROPYLENE
2. SPRING: MAT'L: MUSIC WIRE, .024 [0.60] DIA.
3. PC TERMINALS: MAT'L: BRASS, .032 [0.81] DIA.
4. RIBBON: MAT'L: NYLON, RED

3.07.24	REMOVE POLARITY TABS CHANGE AS PER PCN 24-017	B
3.09.22	ECN 22-050M ADD POLATITY TAB	A
DATE	DESCRIPTION	REV.

KEYSTONE ELECTRONICS CORP.			
www.keyelco.com • NEW HYDE PARK, NY 11040 • Tel (516) 328-7500			
PART NAME			
PC BATTERY HOLDER (1) 'AAA' W/RIBBON			
MATERIAL			
AS NOTED			
FINISH		DRN BY	DATE
NICKEL PLATE		BOONE	12.01.03
		APP'D	SCALE
		RH	1X
TOLERANCES	INCH [MM]	CODE	DWG NO.
DECIMAL	±.010 [±0.25]	C	2466RB
ANGULAR	± 1°		
UNLESS OTHERWISE SPECIFIED			