

MICRO PINS



- Precision engineered and manufactured
- Space saving design for high density packaging
- Micro pins are available in .017 (.43) to .080 (2.03) diameters
- Ideal for mating with our standard line of micro jacks
- Available for press-fit, swage or solder mounting
- Custom micro pins manufactured to your specifications
- Other platings available upon request

SPECIFICATIONS

Material: Brass, ASTM-B16

Plating:

Gold: .000010 per MIL-G-45204

Tin: .000200 to .000300 per MIL-T-10727, Type 1

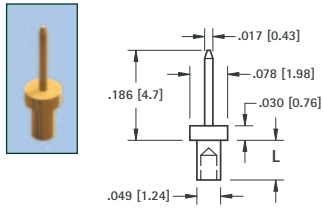
RoHS (RoHS Compliant)

DASH NUMBERS (L Dimension)

- 1 for .032 (.81) thick Board
- 2 for .062 (1.57) thick Board
- 3 for .093 (2.36) thick Board
- 4 for .125 (3.2) thick Board

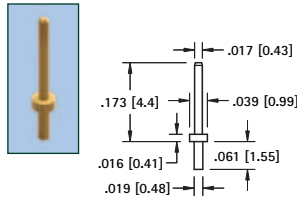
Example: 1967-1 for .032 (.81) thick Board
1967-2 for .062 (1.57) thick Board

.017 (.43) PIN - SWAGE MOUNT



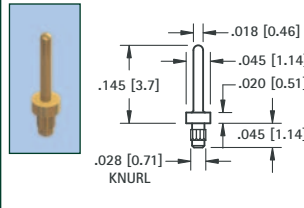
GOLD CAT. NO.	TIN CAT. NO.	L Length	Mtg. Hole Dia.
1967-1	1968-1	.051 (1.3)	.052 (1.32)
1967-2	1968-2	.082 (2.0)	(1.32)

.017 (.43) PIN - SOLDER MOUNT



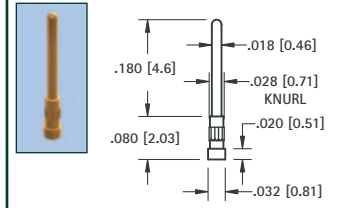
GOLD CAT. NO.	TIN CAT. NO.	Mtg. Hole Dia.
1378-1	1379-1	.022 (.56)

.018 (.46) PIN - PRESS-FIT



GOLD CAT. NO.	TIN CAT. NO.	Mtg. Hole Dia.
1986-1	1987-1	.026 (.66)

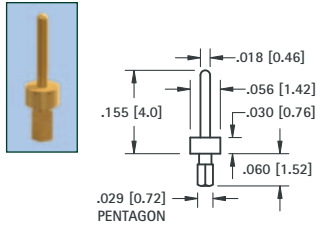
.018 (.46) PIN - PRESS-FIT



MATERIAL: Phosphor Bronze

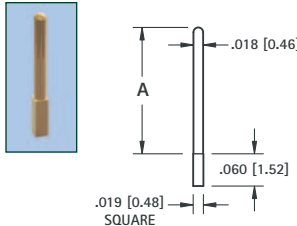
GOLD CAT. NO.	TIN CAT. NO.	Mtg. Hole Dia.
1990-2	1991-2	.026 (.66)

.018 (.46) PIN - PRESS-FIT



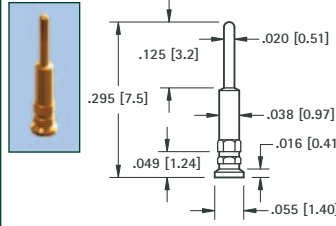
GOLD CAT. NO.	TIN CAT. NO.	Mtg. Hole Dia.
1988-2	1989-2	.026 (.66)

.018 (.46) PIN - PRESS-FIT



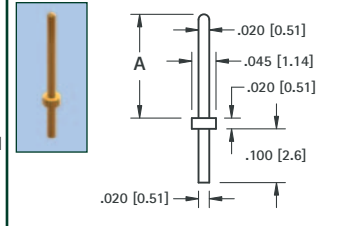
GOLD CAT. NO.	TIN CAT. NO.	A Dim.	Mtg. Hole Dia.
1992-2	1994-2	.243 (6.2)	.022 (.56)
1993-2	1995-2	.140 (3.6)	(.56)

.020 (.51) PIN - PRESS-FIT



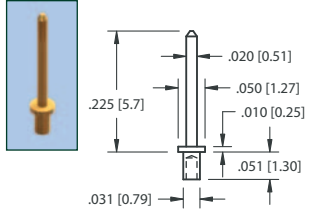
GOLD CAT. NO.	TIN CAT. NO.	Mtg. Hole Dia.
1996-2	1997-2	.040 (1.01)

.020 (.51) PIN - SOLDER MOUNT



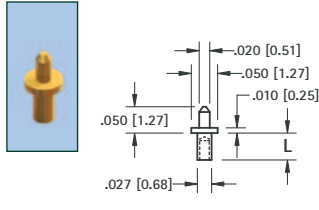
GOLD CAT. NO.	TIN CAT. NO.	A Dim.	Mtg. Hole Dia.
1998-3	2000-3	.250 (6.4)	.024 (.61)
1999-3	2001-3	.425 (10.8)	(.61)

.020 (.51) PIN - SWAGE MOUNT



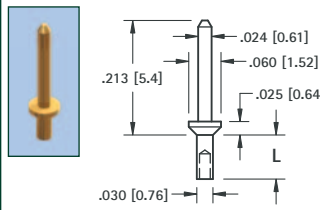
GOLD CAT. NO.	TIN CAT. NO.	Mtg. Hole Dia.
1366-1	1367-1	.035 (.89)

.020 (.51) PIN - SWAGE MOUNT



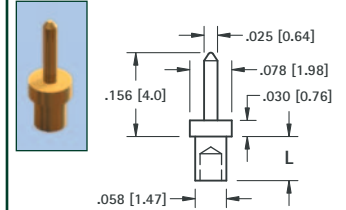
GOLD CAT. NO.	TIN CAT. NO.	L Length	Mtg. Hole Dia.
1372-1	1373-1	.051 (1.3)	.031 (.78)
1372-2	1373-2	.082 (2.1)	(.78)

.024 (.61) PIN - SWAGE MOUNT



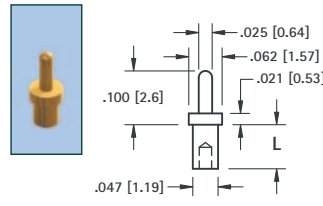
GOLD CAT. NO.	TIN CAT. NO.	L Length	Mtg. Hole Dia.
1406-1	1426-1	.047 (1.2)	.035 (.89)
1406-2	1426-2	.078 (1.9)	(.89)

.025 (.64) PIN - SWAGE MOUNT



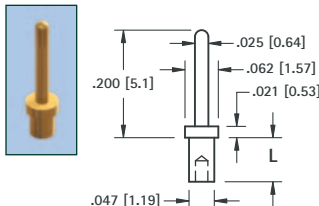
GOLD CAT. NO.	TIN CAT. NO.	L Length	Mtg. Hole Dia.
1408-1	1428-1	.062 (1.6)	.062 (1.57)
1408-2	1428-2	.094 (2.4)	(1.57)

.025 (.64) PIN - SWAGE MOUNT



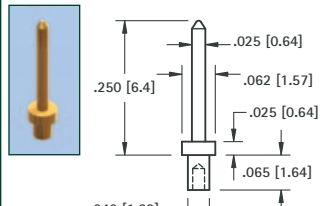
GOLD CAT. NO.	TIN CAT. NO.	L Length	Mtg. Hole Dia.
1404-1	1424-1	.051 (1.3)	.052 (1.32)
1404-2	1424-2	.082 (2.1)	(1.32)

.025 (.64) PIN - SWAGE MOUNT



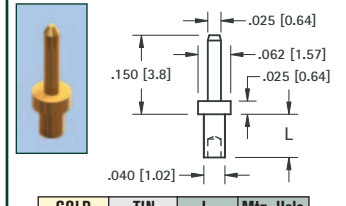
GOLD CAT. NO.	TIN CAT. NO.	L Length	Mtg. Hole Dia.
1407-1	1427-1	.051 (1.3)	.052 (1.32)
1407-2	1427-2	.082 (2.1)	(1.32)

.025 (.64) PIN - SWAGE MOUNT



GOLD CAT. NO.	TIN CAT. NO.	Mtg. Hole Dia.
1401-1	1421-1	.043 (1.09)

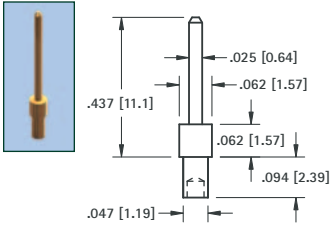
.025 (.64) PIN - SWAGE MOUNT



GOLD CAT. NO.	TIN CAT. NO.	L Length	Mtg. Hole Dia.
1368-1	1369-1	.051 (1.3)	.043 (1.09)
1368-2	1369-2	.082 (2.1)	(1.09)
1368-3	1369-3	.113 (2.9)	(1.09)

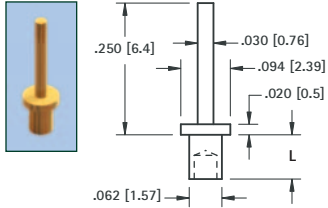
MICRO PINS

.025 (.64) PIN - SWAGE MOUNT



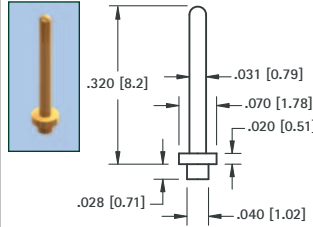
GOLD	TIN	Mtg. Hole
CAT. NO.	CAT. NO.	Dia.
1370-2	1371-2	.052 (1.32)

.030 (.76) PIN - SWAGE MOUNT



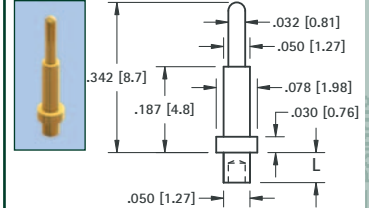
GOLD	TIN	L	Mtg. Hole
CAT. NO.	CAT. NO.	Length	Dia.
1374-1	1375-1	.051 (1.3)	.067 (1.70)
1374-2	1375-2	.082 (2.1)	
1374-3	1375-3	.113 (2.9)	

.031 (.79) PIN - SOLDER MOUNT



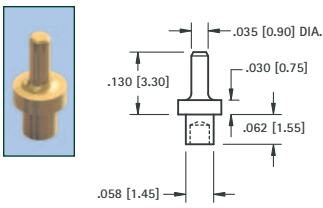
GOLD	TIN	Mtg. Hole
CAT. NO.	CAT. NO.	Dia.
1352-1	1353-1	.043 (1.09)

.032 (.81) PIN - SWAGE MOUNT



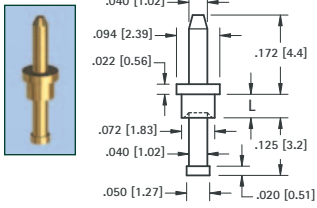
GOLD	TIN	L	Mtg. Hole
CAT. NO.	CAT. NO.	Length	Dia.
1354-1	1355-1	.051 (1.3)	.052
1354-2	1355-2	.082 (2.1)	(1.32)

.035 (.90) PIN - SWAGE MOUNT



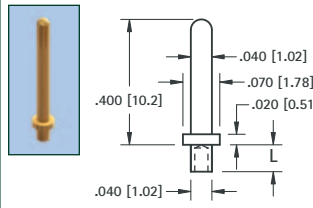
GOLD	TIN	Mtg. Hole
CAT. NO.	CAT. NO.	Dia.
1380-1	1381-1	.062 (1.57)

.040 (1.0) PIN - SWAGE MOUNT



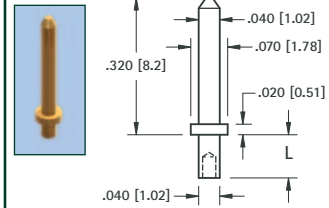
GOLD	TIN	L	Mtg. Hole
CAT. NO.	CAT. NO.	Length	Dia.
1356-1	1357-1	.051 (1.3)	.076 (1.93)
1356-2	1357-2	.082 (2.1)	
1356-3	1357-3	.113 (2.9)	

.040 (1.0) PIN - SWAGE MOUNT



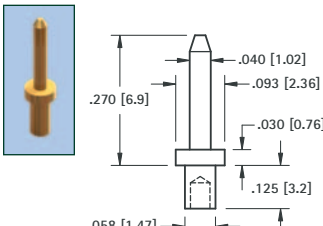
GOLD	TIN	L	Mtg. Hole
CAT. NO.	CAT. NO.	Length	Dia.
1358-1	1359-1	.051 (1.3)	.043
1358-2	1359-2	.082 (2.1)	(1.09)

.040 (1.0) PIN - SWAGE MOUNT



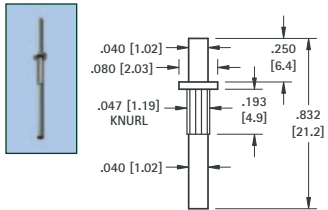
GOLD	TIN	L	Mtg. Hole
CAT. NO.	CAT. NO.	Length	Dia.
1405-1	1425-1	.051 (1.3)	.043 (1.09)
1405-2	1425-2	.082 (2.1)	
1405-3	1425-3	.113 (2.9)	

.040 (1.0) PIN - SWAGE MOUNT



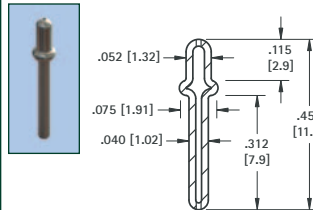
GOLD	TIN	Mtg. Hole
CAT. NO.	CAT. NO.	Dia.
1402-3	1422-3	.062 (1.57)

.040 (1.0) KAY PIN - PRESS-FIT



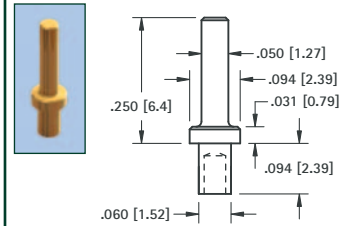
MATERIAL:
Solid Nickel Silver
CAT. NO. 1218
Mtg. Hole
.043 (1.09) Dia.

.040 (1.0) HOLLOW PIN - SWAGE MOUNT



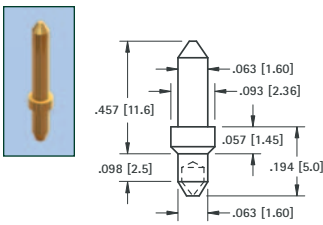
TIN	Mtg. Hole
CAT. NO.	Dia.
1219	.059 (1.50)

.050 (1.3) PIN - SWAGE MOUNT



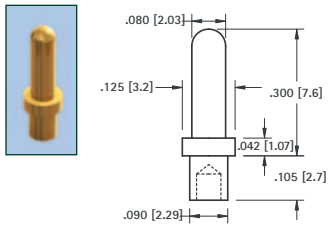
GOLD	TIN	Mtg. Hole
CAT. NO.	CAT. NO.	Dia.
1360-2	1361-2	.064 (1.63)

.063 (1.6) PIN - SWAGE MOUNT



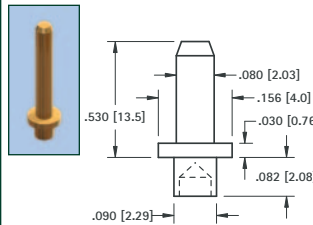
GOLD	TIN	Mtg. Hole
CAT. NO.	CAT. NO.	Dia.
1362-2	1363-2	.067 (1.70)

.080 (2.0) PIN - SWAGE MOUNT



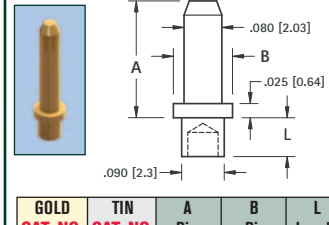
GOLD	TIN	Mtg. Hole
CAT. NO.	CAT. NO.	Dia.
1376-2	1377-2	.094 (2.38)

.080 (2.0) PIN - SWAGE MOUNT



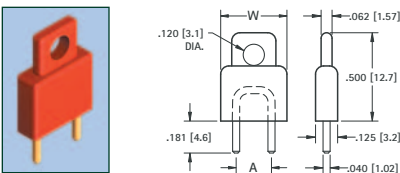
GOLD	TIN	Mtg. Hole
CAT. NO.	CAT. NO.	Dia.
1364-2	1365-2	.094 (2.38)

.080 (2.0) PIN - SWAGE MOUNT



GOLD	TIN	A	B	L
CAT. NO.	CAT. NO.	Dim.	Dia.	Length
1447-1	1455-1	.335 (8.5)	.156 (4.0)	.051 (1.3)
1447-2	1455-2	.400 (10.2)	.125 (3.2)	.094 (2.4)
1447-3	1455-3	.400 (10.2)	.125 (3.2)	.125 (3.2)
1447-4	1455-4	.400 (10.2)	.125 (3.2)	.156 (4.0)

INSULATED SHORTING PLUG



BLUE	RED	BLACK	A	W
CAT. NO.	CAT. NO.	CAT. NO.	Dim.	Dim.
1460L	1460R	1460B	.200 (5.1)	.375 (9.5)
1461L	1461R	1461B	.250 (6.4)	.375 (9.5)
1462L	1462R	1462B	.400 (10.2)	.620 (15.7)
1463L	1463R	1463B	.500 (12.7)	.620 (15.7)

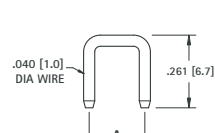
MATERIAL:
Insulator: Polypropylene
Blue, Red or Black
Pin: Brass, Gold Plate

.040 (1.0) PINS



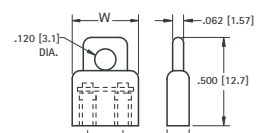

Non-insulated	A
CAT. NO.	Dim.
1430-1	.200 (5.1)
1430-2	.250 (6.4)
1430-4	.400 (10.2)
1430-5	.500 (12.7)

SHORTING PIN



MATERIAL:
Pin: Brass, Gold Plate

INSULATED SHORTING JACK



• For .040 (1.0) Pins

BLUE	RED	BLACK	A	W
CAT. NO.	CAT. NO.	CAT. NO.	Dim.	Dim.
1487L	1487R	1487B	.200 (5.1)	.375 (9.5)
1400L	1400R	1400B	.400 (10.2)	.620 (15.7)

MATERIAL:
Insulator: Polypropylene
Blue, Red or Black
Spring: Beryllium Copper, Gold Plate