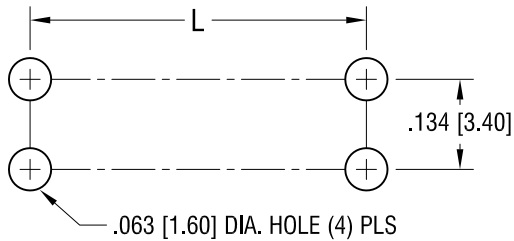


MOUNTING LAYOUT FOR TWO CLIPS

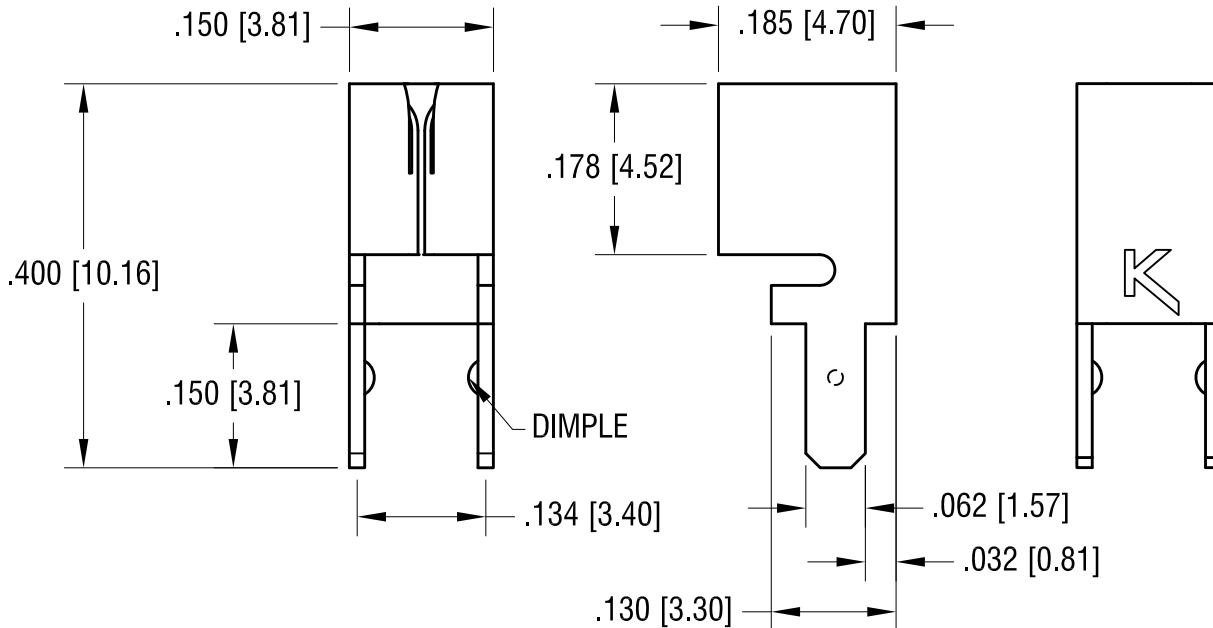
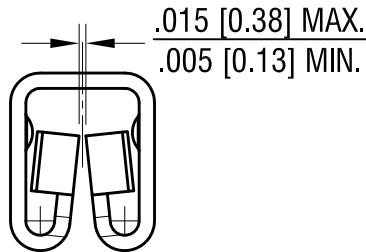
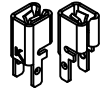
L = .383 [9.73] FOR MINI FUSES

L = .530 [13.46] FOR STANDARD AND LOW PROFILE FUSES



THIS DOCUMENT IS THE PROPERTY OF
KEYSTONE ELECTRONICS CORP. AND
SHALL NOT BE REPRODUCED, DISTRIBUTED
OR USED AS A BASIS FOR MANUFACTURE
WITHOUT PRIOR WRITTEN PERMISSION
FROM KEYSTONE ELECTRONICS CORP.

ACTUAL SIZE



2.05.19	CHANGE AS PER ECN19-018	E
3.22.17	CHANGE AS PER ECR 17-014	D
12.04.14	CHANGE AS PER ECN 14-117	C
9.06.12	CHANGE AS PER ECN 12-130	B
5.11.07	CHANGE AS PER ECN 07-022	A
DATE	DESCRIPTION	REV.

KEYSTONE ELECTRONICS CORP.			
www.keyelco.com • NEW HYDE PARK, NY 11040 • Tel (516) 328-7500			
PART NAME		LOW PROFILE UNIVERSAL PC AUTO FUSE CLIP	
MATERIAL			
.016 [0.40] TH'K BRASS			
FINISH		DRN BY	DATE
TIN NICKEL PLATE		BOONE	2.13.07
		APP'D	SCALE
		LN	5X
TOLERANCES	INCH [MM]	CODE	DWG NO.
DECIMAL	± .005 [± 0.13]	C	3557
ANGULAR	± 1°		
UNLESS OTHERWISE SPECIFIED			