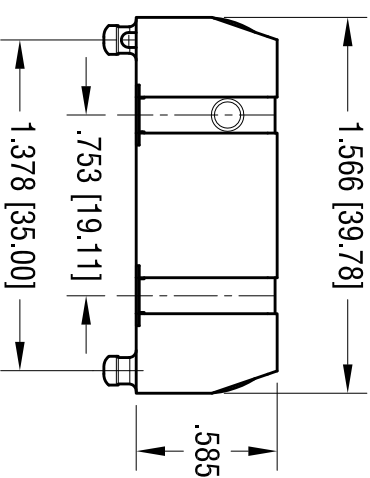
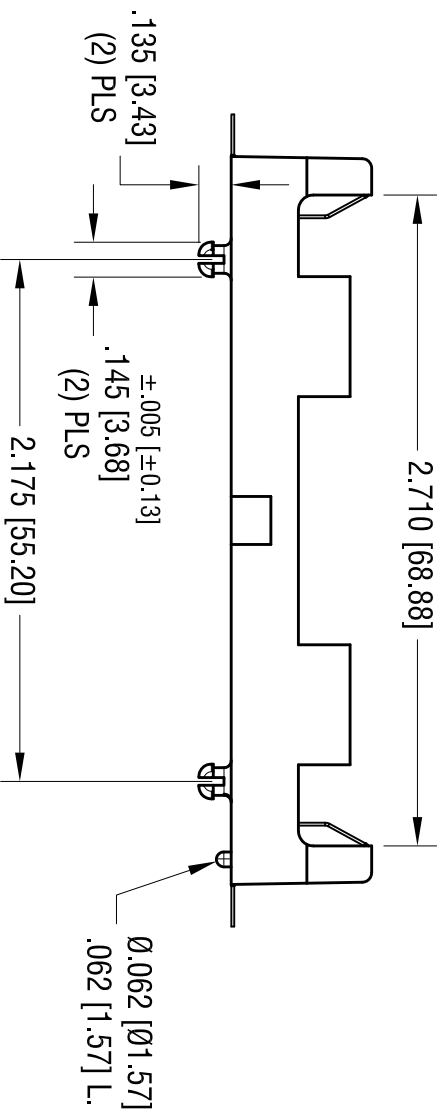
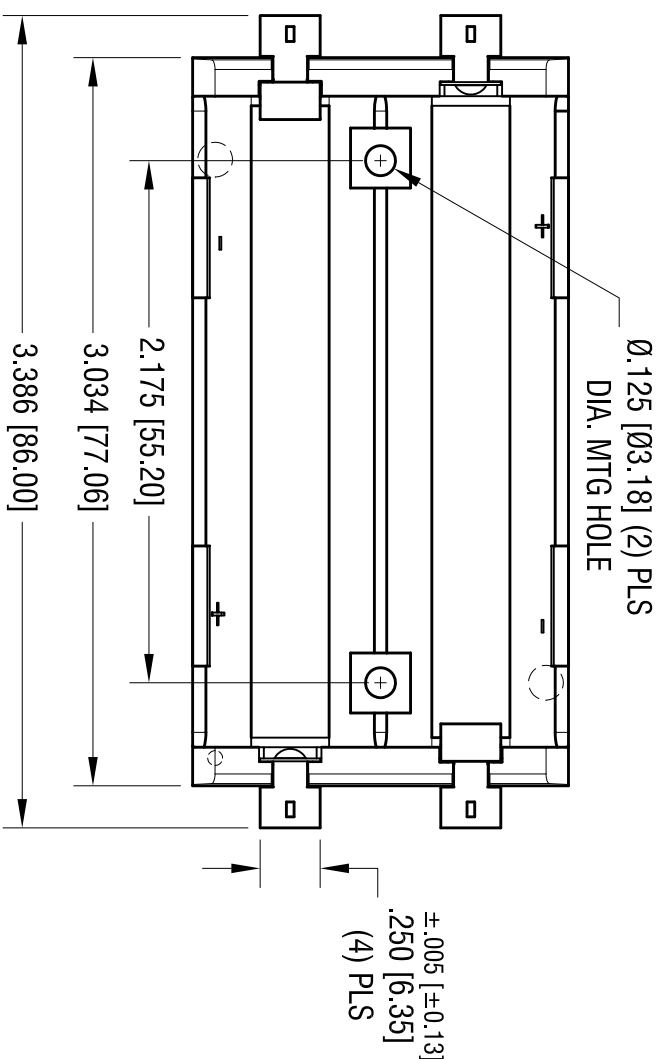
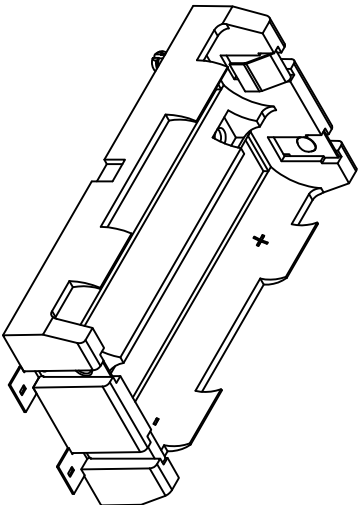
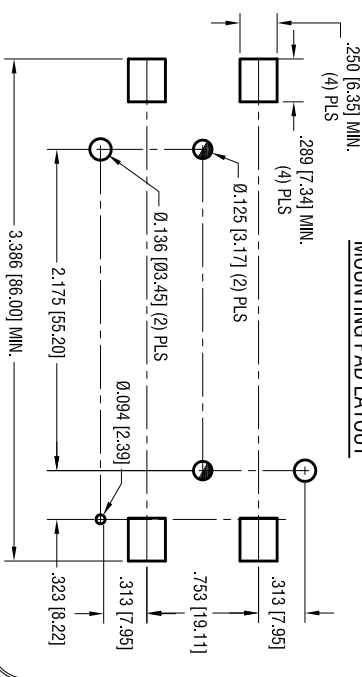


Mounting Pad Layout



- NOTE:
1. BASE:
MATL: HEAT RESISTANCE NYLON
STANYL 46 OR EQUIVALENT
 2. CONTACT:
MATL: .012 [0.30] THK STAINLESS STEEL
FINISH: GOLD FLASH, OVER NICKEL PLATE
 3. CAN BE USED WITH BATTERIES WITH
CIRCUIT PROTECTION: 67mm MAX. LENGTH
BATTERY MUST HAVE POSITIVE CONTACT EXTENDED

DATE

10.08.13

DESCRIPTION

CHANGE AS PER ECN 13-091

REV.

A

KEYSTONE ELECTRONICS CORP.

www.keystone.com • ASTORIA, N.Y. 11105-2017 • Tel (718) 956-8900

PART NAME

DUAL SM POLARIZED HOLDER

MATERIAL

AS NOTED

FINISH

AS NOTED

DRN BY

NT

DATE

7.12.13

APP'D

RH

SCALE

1.25X

TOLERANCES

INCH [MM]
DECIMAL ± .010 [± 0.25]
ANGULAR ± 1°

CODE

C

DWG NO.

1048P

THIS DOCUMENT IS THE PROPERTY OF
KEYSTONE ELECTRONICS CORP. AND
SHALL NOT BE REPRODUCED, DISTRIBUTED
OR USED AS A BASIS FOR MANUFACTURE
WITHOUT PRIOR WRITTEN PERMISSION
FROM KEYSTONE ELECTRONICS CORP.