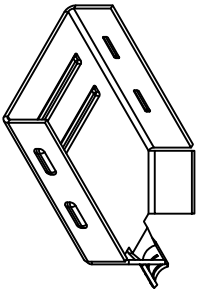
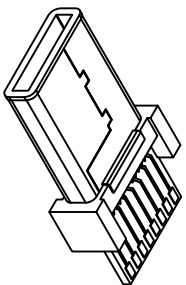


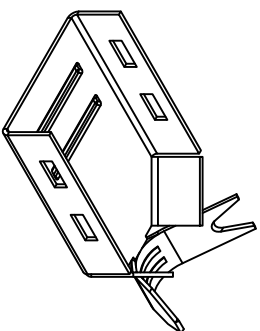
FRONT SHELL



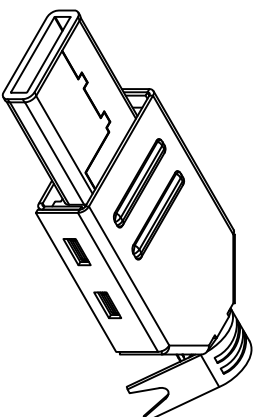
INSERTED BODY



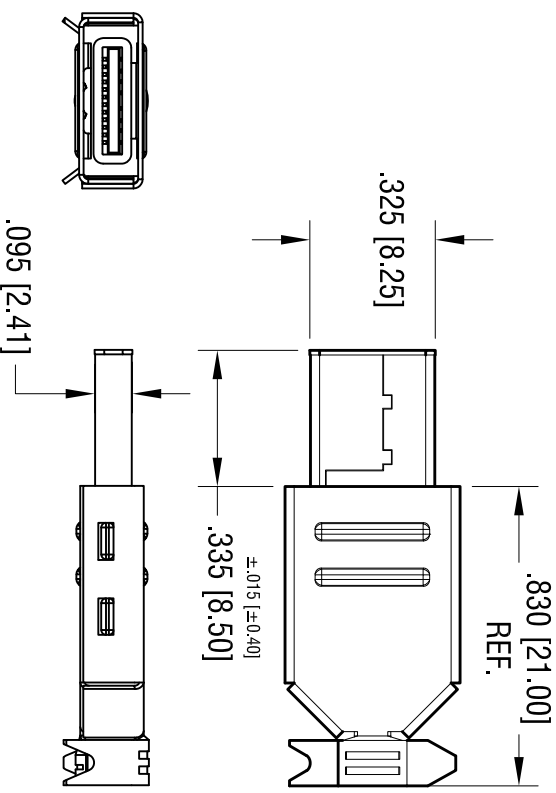
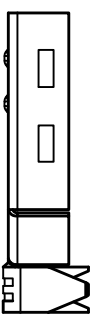
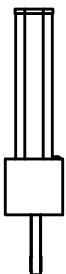
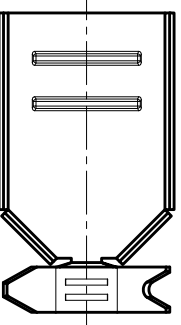
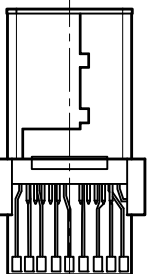
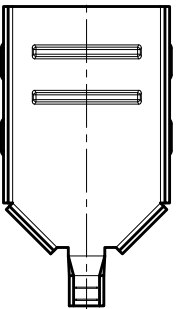
REAR SHELL



ASSEMBLED PLUG



DATE	DESCRIPTION	REV.
4.27.17	CHANGE AS PER ECN 17-040	A
12.19.17	CHANGE AS PER ECN 17-078 ADD C9 GROUND SOLDER PAD SEE PAGE 2	B



NOTE:

1. SHELL: STAINLESS STEEL, NICKEL PLATED
2. CONTACT: MAT'L PHOSPHOR BRONZE, GOLD PLATE
3. INSULATOR: LCP, UL 94V-0
DIELECTRIC WITHSTANDING VOLTAGE:
1000 VAC FOR 1 MIN.
4. TEMPERATURE RANGE: -20° [-30°C] TO 175° [80°C]

5. CONTACT RESISTANCE:
30MOHMS FOR ALL CONTACT MAX.
INSULATION RESISTANCE- 100 Mega OHMS MIN.
6. CURRENT RATING 0.5 AMP - SIGNAL
3.0 AMP - V BUS
7. LIFE: 10,000 CYCLES MIN.

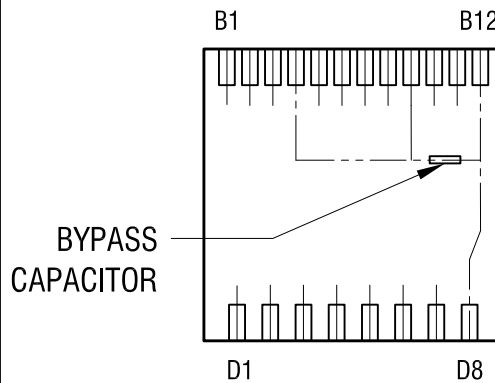
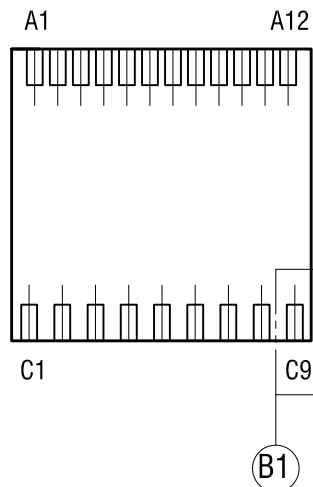
THIS DOCUMENT IS THE PROPERTY OF KEYSTONE ELECTRONICS CORP. AND SHALL NOT BE REPRODUCED, DISTRIBUTED OR USED AS A BASIS FOR MANUFACTURE WITHOUT PRIOR WRITTEN PERMISSION FROM KEYSTONE ELECTRONICS CORP.

KEYSTONE ELECTRONICS CORP.			
www.keystoneco.com • NEW HYDE PARK, NY 11040 • Tel (516) 328-7500			
PART NAME		USB 3.1 TYPE C PLUG	
MATERIAL		AS NOTED	
FINISH		AS NOTED	
TOLERANCES	INCH	[MM]	CODE
DECIMAL	± .010	[± 0.25]	C
ANGULAR	± 1°		
UNLESS OTHERWISE SPECIFIED			
DRN BY	NT	DATE	4.14.15
APP'D	LN	SCALE	3X
DWG NO.		954	



A12	A11	A10	A9	A8	A7	A6	A5	A4	A3	A2	A1
GND	RX2+	RX2-	V BUS	SBU1	D-	D+	CC	V BUS	TX1-	TX1+	GND
GND	TX2+	TX2-	V BUS	V CONN			SBU2	V BUS	RX1-	RX1+	GND
B1	B2	B3	B4	B5	B6	B7	B8	B9	B10	B11	B12

- A1 ⇔ C9, D8
- A2 ⇔ C1
- A3 ⇔ C2
- A4 ⇔ D5, A9, B4, B9
- A5 ⇔ C3
- A6 ⇔ C4
- A7 ⇔ C5
- A8 ⇔ C6
- A9 ⇔ D5, A4, B4, B9
- A10 ⇔ C7
- A11 ⇔ C8
- A12 ⇔ C9, D8



- B1 ⇔ C9, D8
- B2 ⇔ D1
- B3 ⇔ D2
- B4 ⇔ D5, A9, B4, B9
- B5 ⇔ D3
- B6 ⇔ NULL
- B7 ⇔ NULL
- B8 ⇔ D4
- B9 ⇔ D5, A4, B4, B9
- B10 ⇔ D6
- B11 ⇔ D7
- B12 ⇔ C9, D8

NOTE:

1. 10nF BYPASS CAPACITOR
IN BETWEEN V BUS (A4, A9, C4, C9)
AND GROUND (D8)

12.19.17	ADD C9 GROUND SOLDER PAD NEW CONTACT ARRAIGNMENT CHANGE AS PER ECN 17-078	B
4.27.17	CHANGE AS PER ECN 17-040	A
DATE	DESCRIPTION	REV.

KEYSTONE ELECTRONICS CORP.			
www.keyelco.com • NEW YORK, NY • TEL (516) 328-7500			
PART NAME			
USB TYPE-C FUNCTIONAL PIN-OUT			
MATERIAL			
N/A			
FINISH		DRN BY	DATE
N/A		NT	3.10.17
		APPD	SCALE
		LN	N/A
TOLERANCES	INCH [MM]	CODE	DWG. NO.
DECIMAL	± .005 [± 0.13]	C	954
ANGULAR	± 1°		
UNLESS OTHERWISE SPECIFIED			