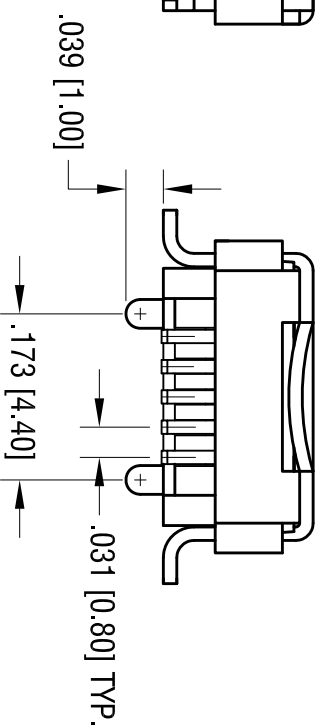
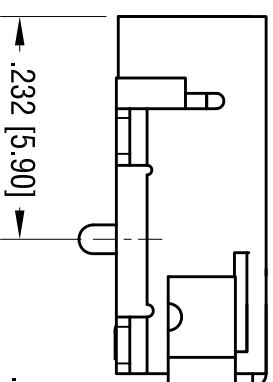
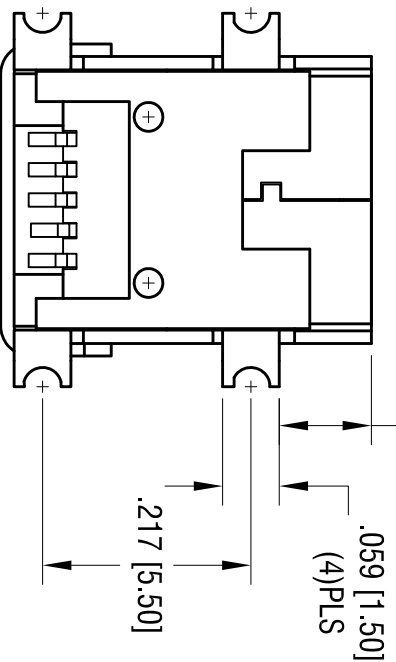
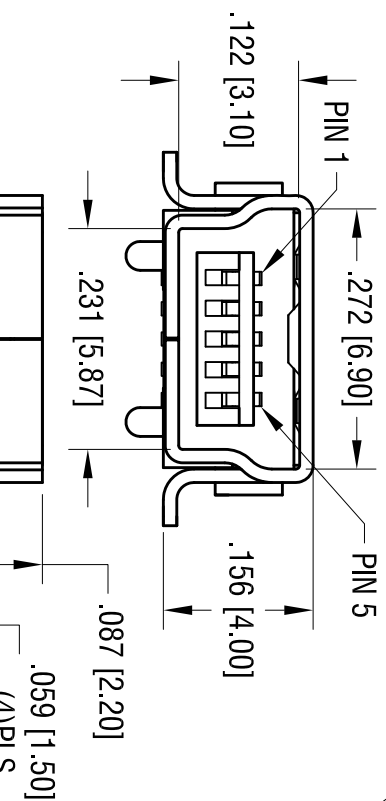
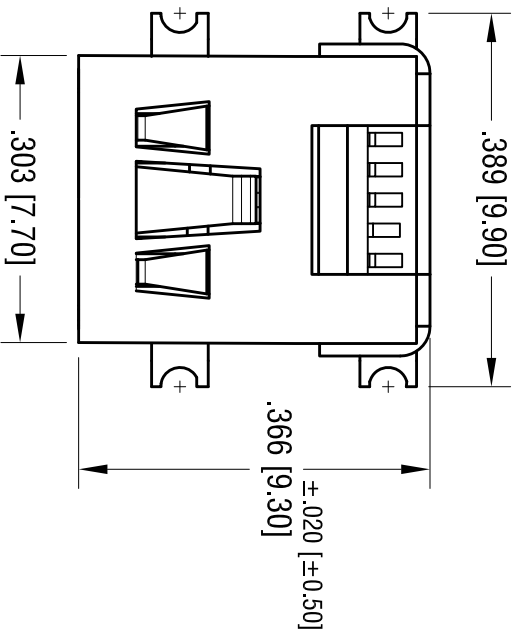
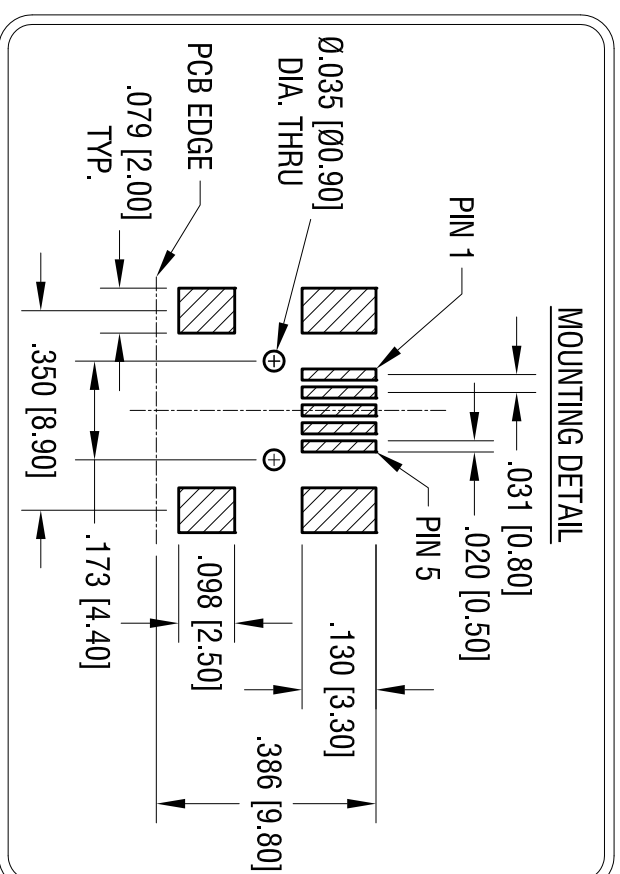


DATE	DESCRIPTION	REV.
5.31.11	CHANGE AS PER ECN 11-075	A
3.21.16	CHANGE AS PER ECN 16-039	B



**Notes:**

- Shell: Mat'l: Brass, Finish: Nickel Plate
- Insulator: Mat'l: LCP
- Contacts: Mat'l: Phosphor Bronze Finish: Gold Plate over Nickel on contact area. Tin Plate over nickel on solder Tail.

**Electrical Specifications**

- Contact Resistance: 50 milliohms Max.
- Insulation Resistance: 500 Mega Ohm.
- Dielectric Voltage: 100V AC max. current : 1 Amp



**ACTUAL SIZE**

THIS DOCUMENT IS THE PROPERTY OF KEYSTONE ELECTRONICS CORP. AND SHALL NOT BE REPRODUCED, DISTRIBUTED OR USED AS A BASIS FOR MANUFACTURE WITHOUT PRIOR WRITTEN PERMISSION FROM KEYSTONE ELECTRONICS CORP.

<b>KEYSTONE ELECTRONICS CORP.</b>			
www.keystecorp.com • ASTORIA, N.Y. 11105-2017 • Tel (718) 956-8900			
<b>PART NAME</b>			
USB MINI TYPE HORIZONTAL SOCKET			
<b>MATERIAL</b>			
AS NOTED			
<b>FINISH</b>			
AS NOTED			
<b>TOLERANCES</b>		<b>INCH</b>	<b>[MM]</b>
DECIMAL	± .010	[ ± 0.25 ]	
ANGULAR	± 1°		
<b>UNLESS OTHERWISE SPECIFIED</b>		<b>CODE</b>	<b>DWG NO.</b>
		C	934
<b>DRN BY</b>	NT	<b>DATE</b>	12.17.08
<b>APP'D</b>	LN	<b>SCALE</b>	5X