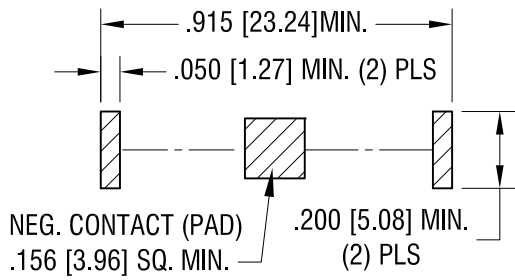
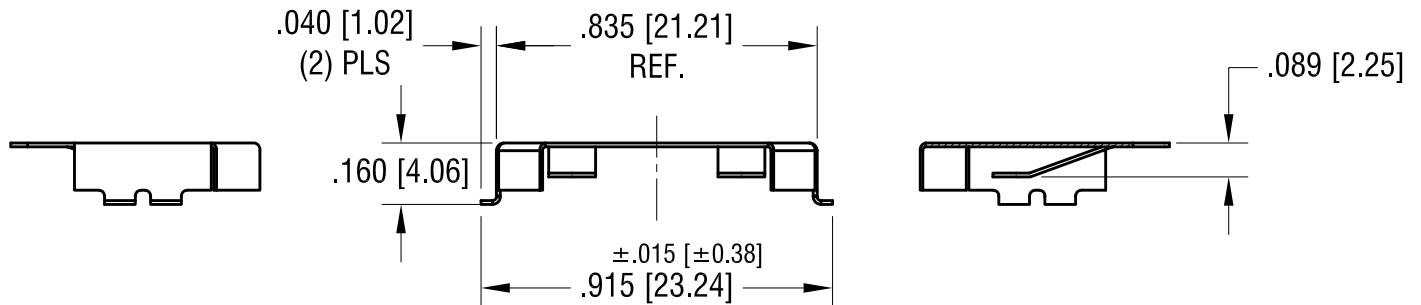
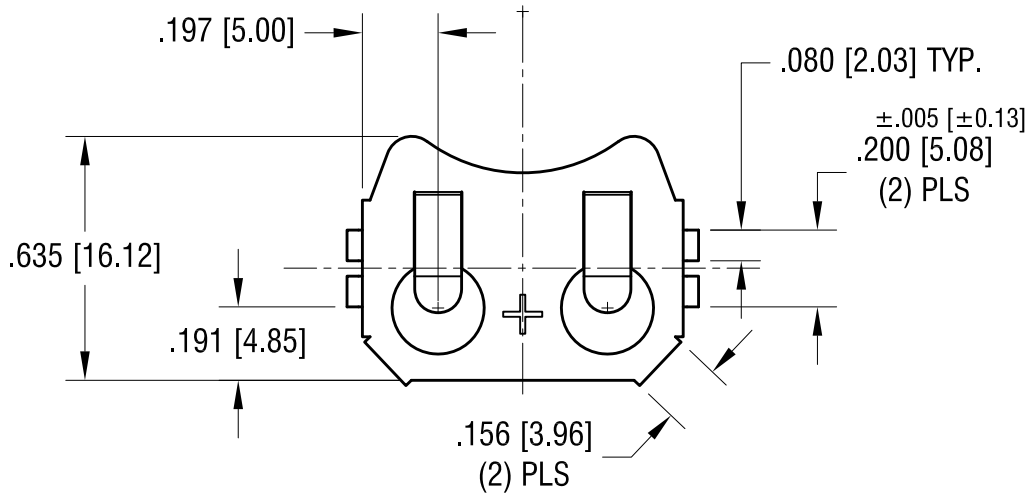


THIS DOCUMENT IS THE PROPERTY OF
KEYSTONE ELECTRONICS CORP. AND
SHALL NOT BE REPRODUCED, DISTRIBUTED
OR USED AS A BASIS FOR MANUFACTURE
WITHOUT PRIOR WRITTEN PERMISSION
FROM KEYSTONE ELECTRONICS CORP.

MOUNTING PAD LAYOUT



ACTUAL SIZE



DATE	DESCRIPTION	REV.
1.17.19	CHANGE AS PER ECN 19-003	D
4.25.14	CHANGE AS PER ECN 14-045	C
6.16.11	CHANGE AS PER ECN 11-085	B
3.08.11	CHANGE AS PER ECN 11-032	A

KEYSTONE ELECTRONICS CORP.			
www.keyelco.com • NEW HYDE PARK, NY 11040 • Tel (516) 328-7500			
PART NAME		COIN CELL RETAINER	
MATERIAL		.010 [0.25] PHOSPHOR BRONZE	
FINISH		DRN BY	DATE
NICKEL PLATE		NT	2.28.11
		APP'D	SCALE
		RH	2X
TOLERANCES	INCH [MM]	CODE	DWG NO.
DECIMAL	±.010 [±0.25]	C	3034
ANGULAR	± 1°		
UNLESS OTHERWISE SPECIFIED			